

Glass Edge Color Guide




STARPHIRE
ULTRA-CLEAR® GLASS

See the beauty. Not the glass.

The *Starphire* Ultra-Clear[®] Edge

If a dark green or black edge color is undesirable and a surface with a greenish hue just won't do, Vitro Architectural Glass (formerly PPG glass) offers an alternative. *Starphire Ultra-Clear*[®] glass is the industry's most transparent glass, thanks to a proprietary low-iron glass formulation and manufacturing process that gives this extraordinary product a jewel-like blue edge and pure color fidelity not available from any other commercial glass product.

Even at a length of 130 inches or a thickness of 19 mm, *Starphire*[®] glass maintains a sparkling aesthetic that brings more light into interior spaces while offering unmatched levels of brightness, color fidelity, clarity and visual excitement.

To learn more about *Starphire Ultra-Clear*[®] glass and its unique "blue-edge" clarity, contact a glass fabricator that carries only genuine *Starphire Ultra-Clear*[®] glass or visit **[StarphireGlass.com](https://www.starphireglass.com)**

Put Ordinary Clear Glass on Edge


As glass gets longer, *Starphire*[®] glass retains its sparkling edge.

When it comes to edge color for glass, some things are never as clear as they appear in the showroom.

It's an unfortunate fact: when you order glass for countertops, tables, glass doors, room dividers or shower enclosures, the edge color gradually changes according to the length of the glass.

EDGE COLOR

Starphire Ultra-Clear[®] Glass Edge Color



Length 130"



Length 100"



Length 60"



Length 40"



Length 20"



Length 12"

Look at the edge of almost any piece of standard clear furniture glass and you'll notice a green cast. That effect is exaggerated as the glass becomes longer.

This phenomenon is demonstrated by the illustrations below, which were created using actual optical calculations and show how the greenish hue of conventional clear glass becomes increasingly dark as the length of the glass gets longer.

In addition to getting darker as it gets longer, edge color may also be affected by other factors, such as the amount of ambient lighting or the way a shaped edge is contoured.

Traditional Clear Glass Edge Color



Length 130"



Length 100"



Length 60"




Length 40"



Length 20"



Length 12"




GLASS SURFACE COLOR COMPARISON


The surface clarity of *Starphire Ultra-Clear*[®] glass actually becomes more apparent as the glass gets thicker, maintaining its signature, clear aesthetic. The chart below demonstrates how the thickness of the glass can affect the greenish hue of traditional clear float glass in comparison to *Starphire*[®] glass.




Starphire Ultra-Clear[®] Glass




Traditional Clear Glass




6 mm




6 mm




12 mm



12 mm



19 mm



19 mm



 **Vitro**®
Architectural Glass

StarphireGlass.com

Vitro Architectural Glass

Glass Technology Center

400 Guys Run Rd. Pittsburgh, PA 15024

©2020 Vitro Architectural Glass. All rights reserved. *Starphire*® and *Starphire Ultra-Clear*® are registered trademarks owned by Vitro.

Printed in the USA. 7212 (02/20)